


SWiPS® Surface Control



SWiPS® SC:

The IPI SWiPS® SC is designed for permeability testing in shallow HQ and PQ wireline core holes. The packers are either pneumatically or hydraulically inflated using inflation lines with both single and straddle options available.

Applications:

- ◆ Hydrogeological characterization and testing for major construction projects e.g., dams, tunnels, water well & mineral exploration:
 - Lugeon test
 - Falling Head test
 - Step rate test
 - Constant rate test
- ◆ In Situ mining:
 - Water sampling (e.g., lithium exploration)

Benefits:

- ◆ Compatible with either Pneumatic & Hydraulic inflation
- ◆ Effective to depths over 350m in angle and vertical holes
- ◆ Works with all industry standard coring systems
- ◆ Compatible with industry standard orientation devices
- ◆ Configurable as single or straddle packer system
- ◆ Portability for heli-based operations and express shipment options
- ◆ Multiple material options available for brine and other aggressive borehole conditions
- ◆ Sizes to suit HQ and PQ coring programs, including Thin Kerf versions.
- ◆ Independent monitoring of inflation pressure + injection pressure

Accessories:

- ◆ Non-rotating C-Plate for tool assembly over rods.
- ◆ Flow meter assembly with pressure gauge and optional data logger
- ◆ PQ 70 adaptation kit to enable HQ SWiPS® SC to be run in PQ size core barrel using 70mm packer elements and bit sub
- ◆ Annular, interval, and bottom hole memory gauge housings available
- ◆ Base ancillaries: flowmeter, 1" injection hose, hose reel, 1/4" inflation tube, tight-head, sheave block, inflation set (gauge board), H/P whip hose, surge dampener and tool spares
- ◆ Ancillaries for Pneumatic option: nitrogen regulator
- ◆ Ancillaries for Hydraulic option: water pump
- ◆ Various methods of transportation boxes: galvanized steel boxes, aluminum and pelican cases



SWiPS[®] Surface Control

Single Packer System



Straddle Packer System



Injection Ports
 Memory Gauge Housing


Variable Length Test Zone

Technical Specifications:

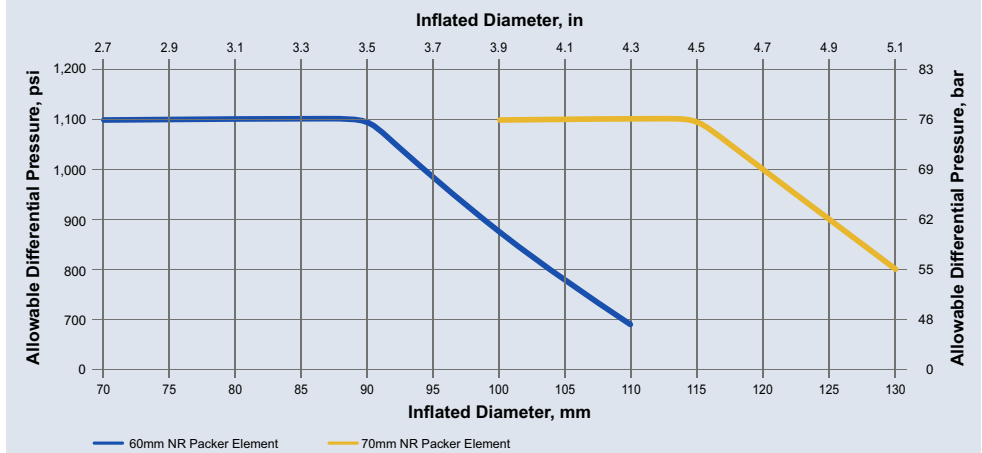
	Hole Size	Packer Diameter		Packer Effective		Max Working Pressure	
		in	mm	in	mm	PSI	bar
Core Barrel Packer Element	HQ/PQ	2.36	60	11.8	300	1100	76
Packer Element (open hole)	HQ	2.36	60	43.3	1100	1100	76
Packer Element (open hole)	PQ	2.75	70	43.3	1100	1100	76

Flow Meter Skid:

- ◆ 800psi Flow Meter Skid (manual version) for controlling packer inflation and monitoring downhole volume and pressure



Differential Pressure Rating vs. Hole Size*:



* please contact IPI Packers for the latest pressure chart and custom sizes

